


# DIRECTIONS FOR STUDENTS TO CLAIM THEIR NC ED CLOUD ACCOUNT



1. Go to the following web address: <https://ncedcloud.mcnc.org/>
2. Click Claim My Account
3. Scroll down the page of directions to find the Claim My Account Button
4. Click Claim My Account



## Where To Start?



5. Go to the bottom of the page and click the last link – Claim My Account



6. Select the drop down menu to change it to the LEA STUDENT CLAIM POLICY and click next

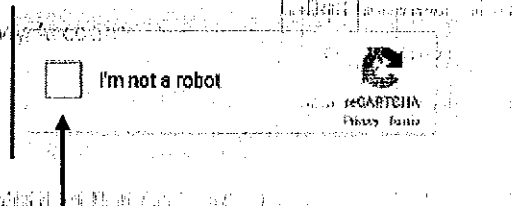
7. Follow the Directions to Fill in the Information

**RAPIDIDENTITY**

Step 1

Answer the following questions to claim your account:

Student UID:	<input type="text"/>
STUDENT ID #	<input type="text"/>
Grade [6-13]:	<input type="text"/>
Birthdate [YYMMDD] e.g. 20020427	<input type="text"/>
LEA / Charter Code e.g. 012.04H.555	<input type="text"/>
600	<input type="text"/>



At the bottom of the page, you will need to check the I'm not a robot box and wait for the Captcha pop-up to open. Answer the question they give you to move forward in the process.